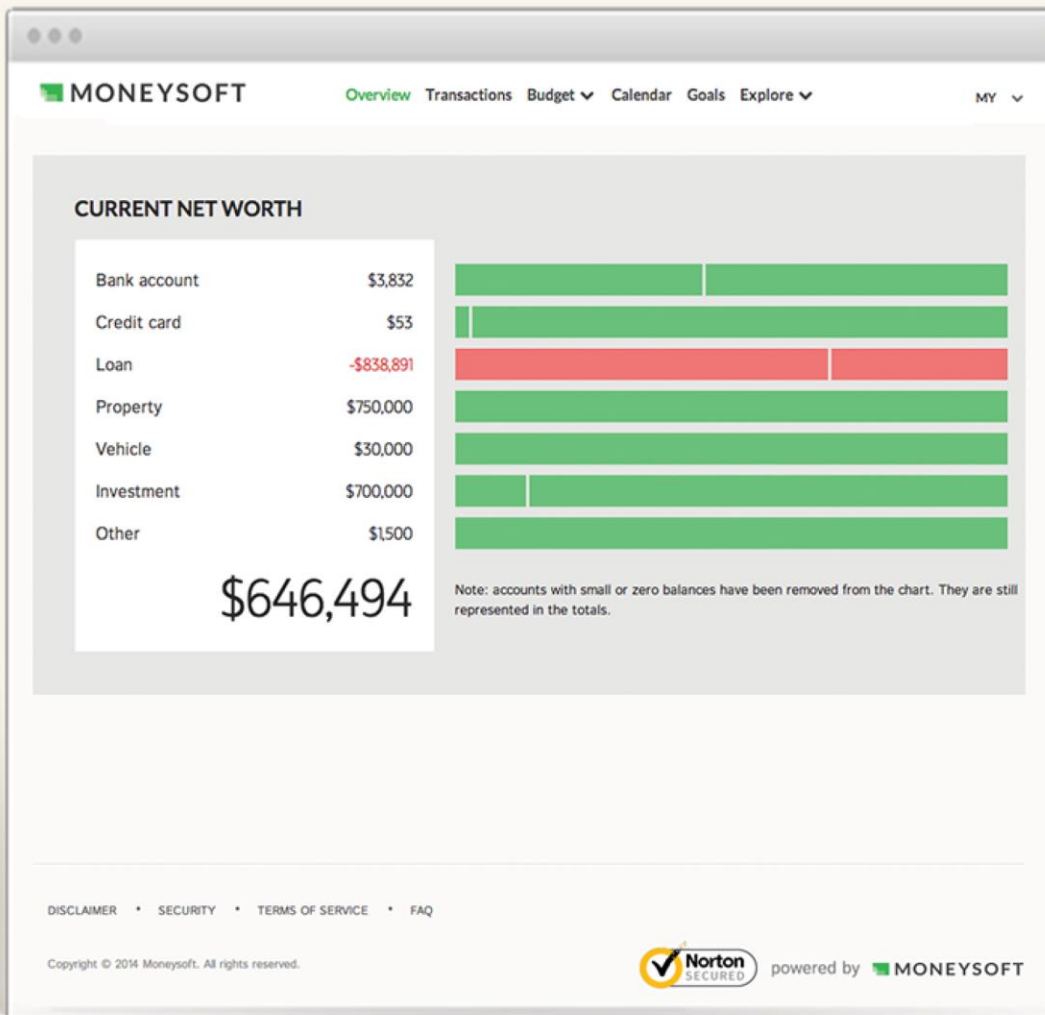




Integrates personal Financial information from multiple providers to enable superior money management.

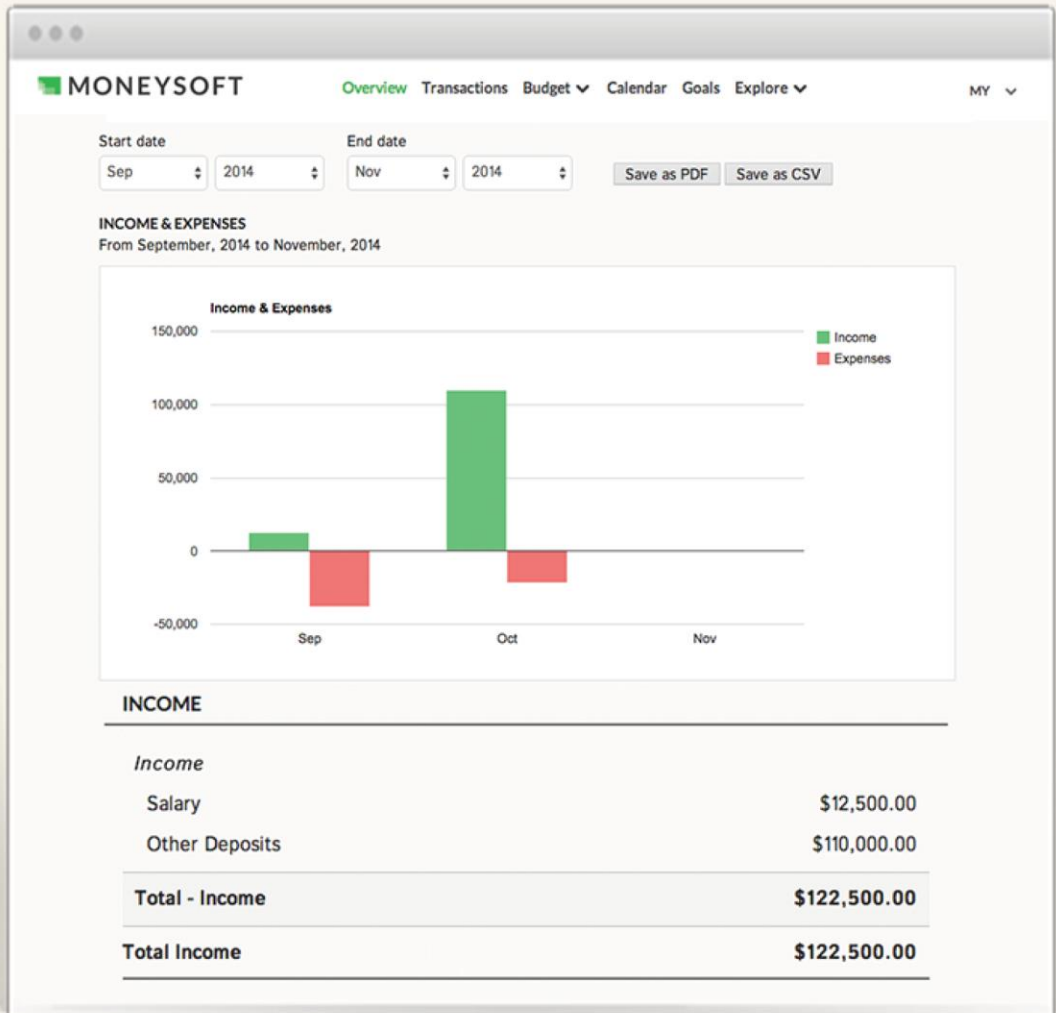


WHAT ARE YOU WORTH?



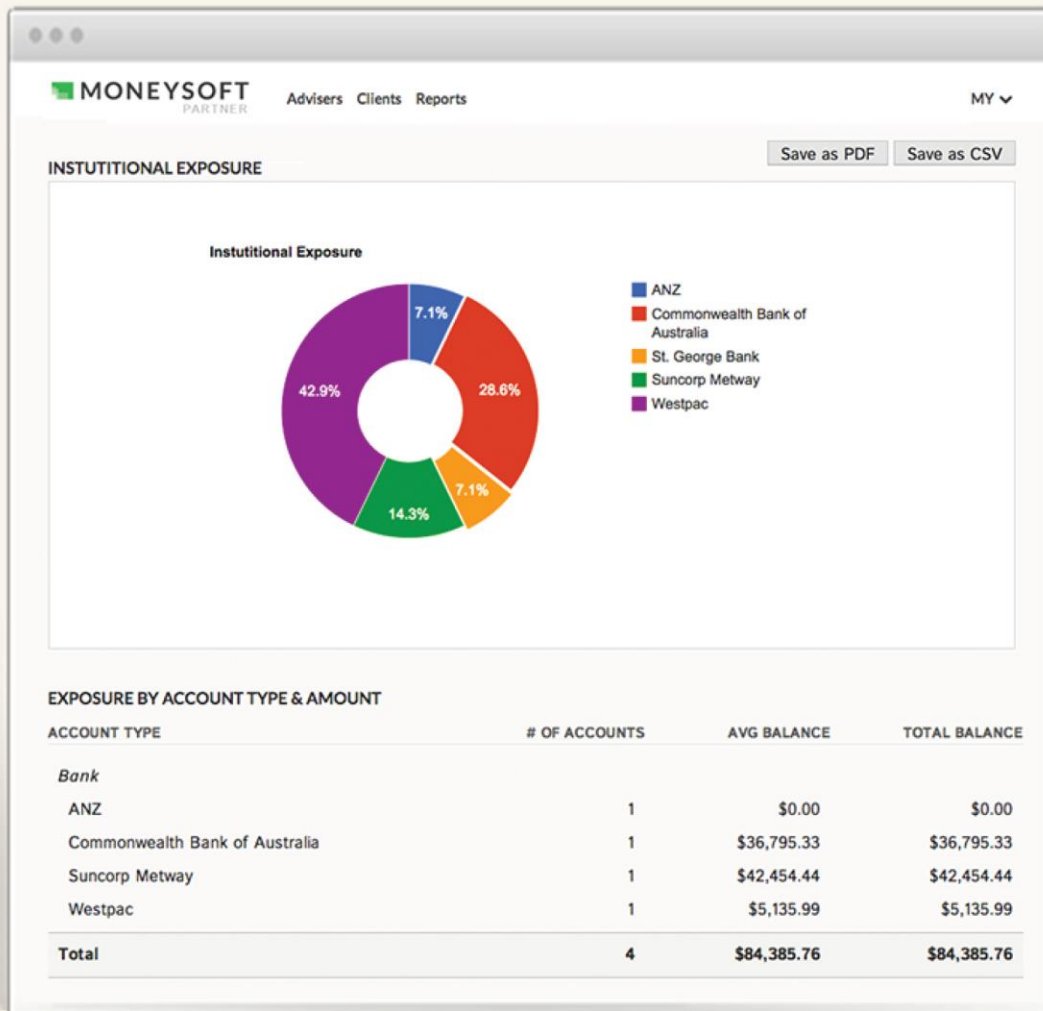


WHERE DOES  
YOUR MONEY GO?





WHO DO YOUR CUSTOMERS LOVE?





## AN ENTIRE BREADTH OF ONE'S FINANCIAL ACCOUNTS

**MONEYSOFT** Overview Transactions Budget Calendar Goals Explore MY

### ACCOUNTS

Linked accounts 12 Other accounts 5

Bank accounts 3 Credit cards 3 Loans 2

Bank accounts	Credit cards	Loans	
 Account Number: xxx0523 Linked on: Mon 23rd June 2014 Refreshed: 1 month ago Citibank Visa Gold/Platinum CURRENT BALANCE: \$0.00	 Account Number: xxx0281 Linked on: Mon 23rd June 2014 Refreshed: 1 month ago Citibank Msolt CURRENT BALANCE: \$0.78	 Account Number: xxx0205 Linked on: Mon 28th October 2013 Refreshed: yesterday Home Loan CURRENT BALANCE: -\$558,891.03	 Account Number: xxx0105 Linked on: Mon 16th June 2014 Refreshed: yesterday AMP Flexible Lifetime - Super CURRENT BALANCE: \$88,013.58
 Account Number: xxx 2890 Linked on: Wed 8th May 2013 Refreshed: yesterday Joint Ac CURRENT BALANCE: \$1,735.51	 Account Number: xx7684 Linked on: Thu 25th July 2013 Refreshed: 2 days ago Investment Loan 2 CURRENT BALANCE: -\$280,000.00	 Account Number: xxx 1945 Linked on: Mon 12th August 2013 Refreshed: yesterday Visa Card CURRENT BALANCE: \$51.95	+ (Placeholder)

**MONEYSOFT** Overview Transactions Budget Calendar Goals Explore MY

### ACCOUNTS

Linked accounts 8 Other accounts 3

Property 1 Vehicle 1 Investment 2 Other 1

Property	Vehicle	Investment	Other
<b>Vacuum Cleaner</b> Type: Other Created on: Thu 15th May 2014 CURRENT VALUE: \$1,500	<b>Earlwood</b> Type: Property Created on: Wed 10th July 2013 CURRENT VALUE: \$750,000	<b>Investment Property</b> Type: Investment Created on: Fri 9th August 2013 CURRENT VALUE: \$600,000	+ (Placeholder)
<b>New Car</b> Type: Vehicle Created on: Thu 25th July 2013 CURRENT VALUE: \$30,000	<b>shares</b> Type: Investment Created on: Mon 12th August 2013 CURRENT VALUE: \$100,000	+ (Placeholder)	+ (Placeholder)

**MONEYSOFT**

A SINGLE  
INTEGRATED PLATFORM

The screenshot shows the Moneysoft Partner dashboard. At the top, there is a navigation bar with the Moneysoft logo, 'PARTNER' text, and links for 'Advisers', 'Clients', and 'Reports'. A user profile 'MY' is visible in the top right. Below the navigation bar, a header reads 'Manage and view all of your Clients details'. There is a search bar and a green button labeled 'Invite Clients to join Moneysoft'. The main content area is divided into two sections: 'MY CLIENTS' and 'MY REPORT'. The 'MY CLIENTS' section contains a table with columns for First Name, Last Name, Active status, Last Active date, Access, and Status. The 'MY REPORT' section features two colored bars representing 'Plan Level' (10) and 'Total Invited' (7). A 'CURRENT NET WORTH' section is partially visible at the bottom right, showing a list of assets and liabilities with corresponding values. A large green circular callout is overlaid on the right side of the dashboard, containing the text '\$23,040 0%' and 'REMAINING: SPENT:'. The callout also partially obscures the 'CURRENT NET WORTH' table.

**MONEYSOFT** PARTNER Advisers Clients Reports MY

Manage and view all of your Clients details

Invite Clients to join Moneysoft

### MY CLIENTS

First Name	Last Name	Active	Last Active	Access	Status	
Billy	Bruiser	Yes	03/11/2014	View	Complete	Remove
Demo	Client	Yes	28/10/2014	View	Complete	Remove
Joncarl	La Rosa Test	Yes	12/04/2014	View	Complete	Remove
Moneysoft	Demo Client	Yes	02/09/2014	View	Complete	Remove
Peter	Lee	Yes	26/09/2014	View	Complete	Remove
Peter	Clarity Test	No	-			
Peter	Morris	No	-			

### MY REPORT

Plan Level	Total Invited
10	7

### CURRENT NET WORTH

Bank account	\$3,832	
Credit card	\$53	
	-\$838,891	
	\$750,000	
	\$30,000	

REMAINING: \$23,040 SPENT: 0%



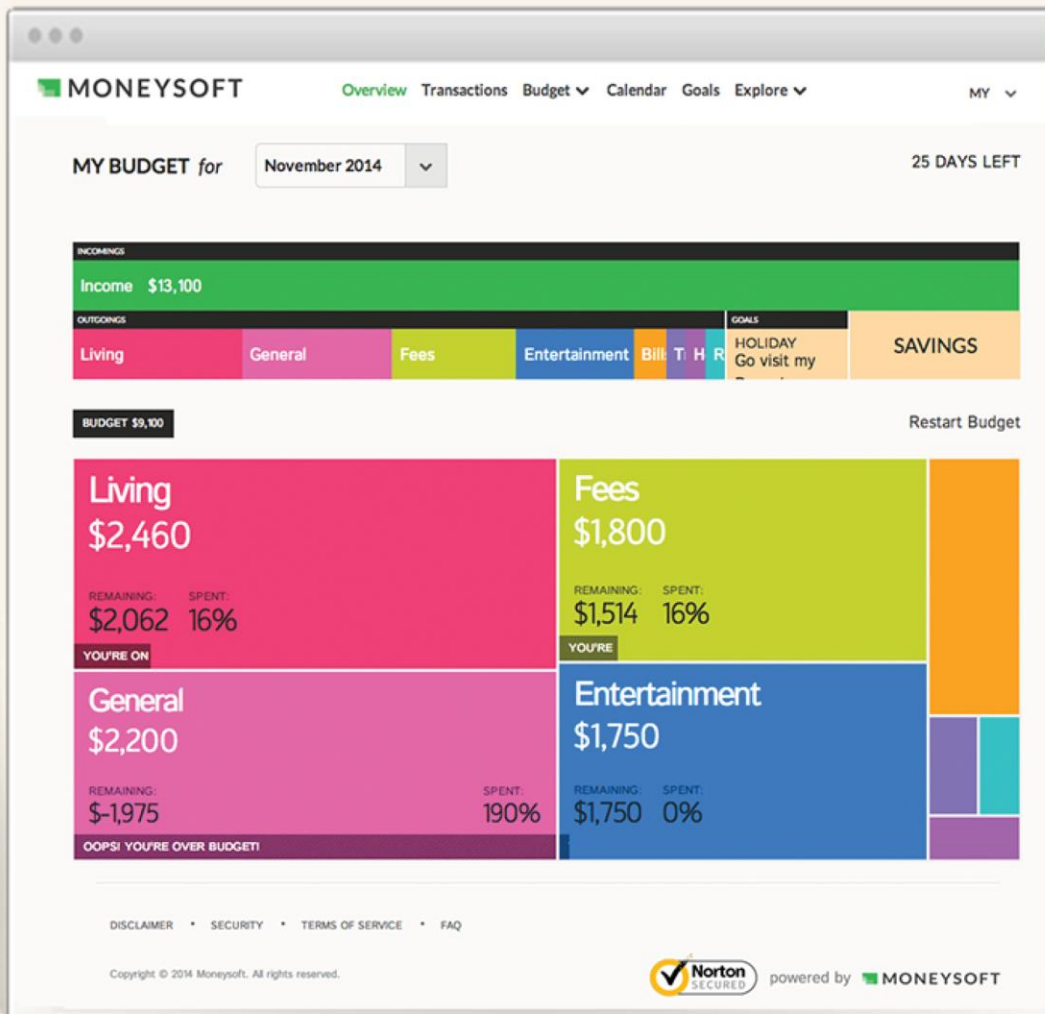
## AUTOMATIC TRANSACTION ANALYSIS

The screenshot displays the MONEYSOFT web application interface. At the top, the navigation bar includes the MONEYSOFT logo, a menu with 'Overview', 'Transactions', 'Budget', 'Calendar', 'Goals', and 'Explore', and a user profile icon labeled 'MY'. Below the navigation bar, the 'TRANSACTIONS' section is active. It features a filter menu with 'All accounts' selected, a search bar, and a grid of account cards. The account cards include: Citibank Visa Gold (xxxx223), Citibank Msoft (xxxx2881), Commonwealth Bank Home Loan (xxxx3005), Commonwealth Bank Joint Ac (xxx 2890), Commonwealth Bank Nikiiforos (xxx 1743), Commonwealth Bank Insight Trading (xxx 6331), Westpac Bank Investment Loan 2 (xx7684), and Westpac Bank Visa Card (xxx 1946). Below the account cards, a list of transactions is shown for October 25th (Saturday). Each transaction entry includes the date, merchant name, category, and amount.

Date	Merchant	Category	Amount
OCT 25 SAT	Coles	Food & Groceries	-\$10.60
OCT 25 SAT	BWS LIQUOR 1485 EARLWOOD NSW AU	Food & Groceries	-\$22.00
OCT 25 SAT	Coles	Food & Groceries	-\$31.70
OCT 25 SAT	Bunnings	Renovations	-\$222.38
OCT 25 SAT	EARLWOOD SEAFOOD EARLWOOD NS	Restaurants	-\$28.50



## TOOLS TO MEASURE ONGOING CASH FLOW ADVICE



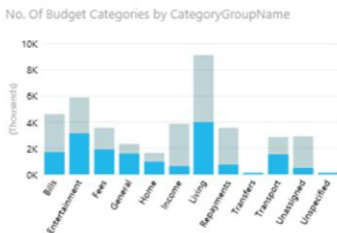
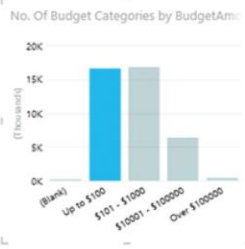
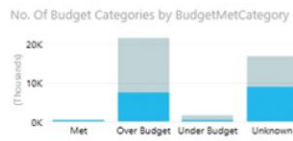


# Budget Analysis

## Budget Analysis

sort by BudgetMetCategory - asc

▼ ⌵



# The Power of Calculations

## % Aldi to Coles/Woolworths Spend

